

WORK SHEET



CUSTOMER INFORMATION

STORE #: _____

CONTACT: _____

PHONE#: _____

FAX#: _____

P.O. #: _____

CUSTOMER: _____

Standard Integral Backsplash height: Total 4 7/8" from the underside of the top to top of backsplash.

VANITY TOP INFORMATION

WIDTH: _____ Inches (Note: finished product may vary +/- 1/4")

DEPTH: _____ (Standard 22 1/2", 22" or 19")

COLOUR: _____
(provide colour name and code)

BASIN STYLE: _____

BASIN OFFSET (in inches):

LH: CENTRE: RH:

FAUCET CENTRES: 4 8" SINGLE NONE

INTEGRAL BACKSPLASH: YES NO

SIDESPLASHES: LH RH NONE

FINISHED EDGE: LH RH NONE

STANDARD EDGE: LH RH FRONT NONE

BULLNOSE EDGES: LH RH FRONT NONE

STRAIGHT EASED: LH RH FRONT NONE

CABINET SIZE: _____

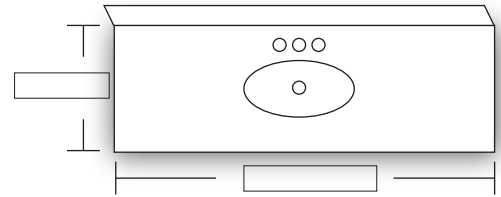
CRATING: YES NO

(tops 72" and over require crating)

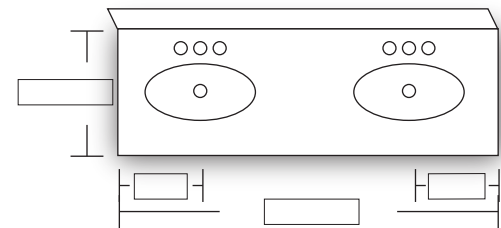
Bullnose and Straight Eased edging integral backsplash height: Total 5 1/2" from underside of top to top of backsplash

CUSTOMER SIGNATURE: _____

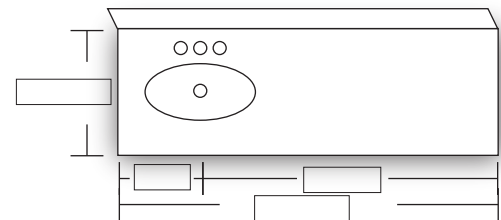
(A) SINGLE BOWL CENTRED



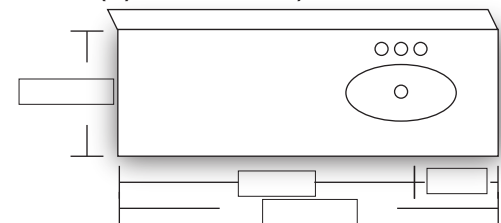
(B) DOUBLE BOWLS



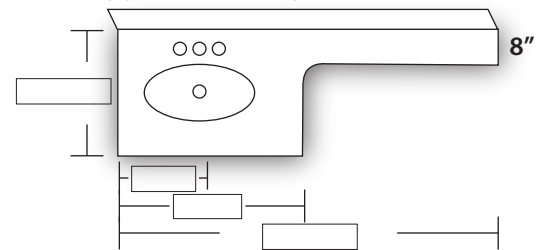
(C) SINGLE BOWL, OFFSET LH SIDE



(D) SINGLE BOWL, OFFSET RH SIDE



(E) BANJO STYLE, OFFSET LH SIDE



(F) BANJO STYLE, OFFSET RH SIDE

